

PayPal

Credentials Guide



Version 1.0

Document Revision Information

Version	Author	Comments
1.0	Kiefer Haines	Updated document to new format

Copyright

© Copyright 2019, Payment Express Limited
33 Wilkinson Road, Ellerslie
PO Box 8400
Auckland, 1150
New Zealand
www.paymentexpress.com

All rights are reserved. No part of this work may be reproduced or copied in any form or by any means, electronic or mechanical, including photocopying, without the express written permission of Payment Express Limited.

Proprietary Notice

The information described in this document is proprietary and confidential to Payment Express Limited. Any unauthorised use of this material is expressly prohibited except as authorised by Payment Express Limited in writing.

Contents

1 Overview	Page 1
2 PayPal Credentials.....	Page 2
3 Contact Us.....	Page 5

1 Overview

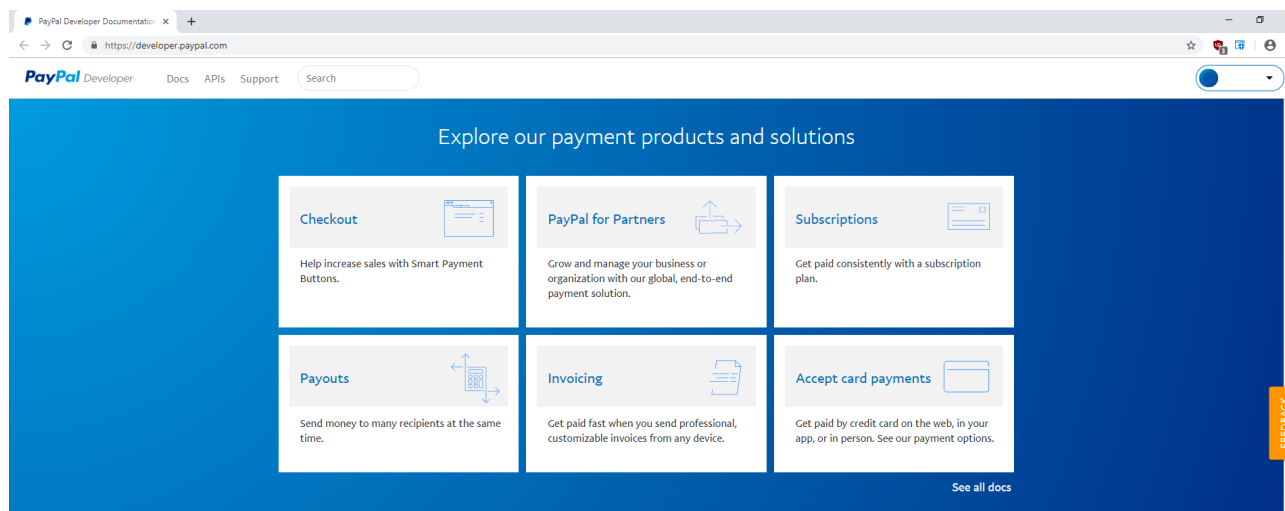
The Payment Express PayPal integration enables any merchant using PxPay 2.0 to expand their eCommerce storefront to accept PayPal. The PayPal solution is available via the PxPay 2.0 Hosted Payment Page and in most cases merchants with Payment Express can add this feature without additional development work.

This is a great option for merchants to offer an alternate payment method for their customers who prefer to use their PayPal account over standard credit card or want to accept extra card types. Combined with PxPay 2.0 this is a cutting edge solution for today's online retailers and service providers.

This document will guide you through the steps required to procure the relevant information required for setting up your PayPal merchant account for use with PxPay 2.0.

2 PayPal Credentials

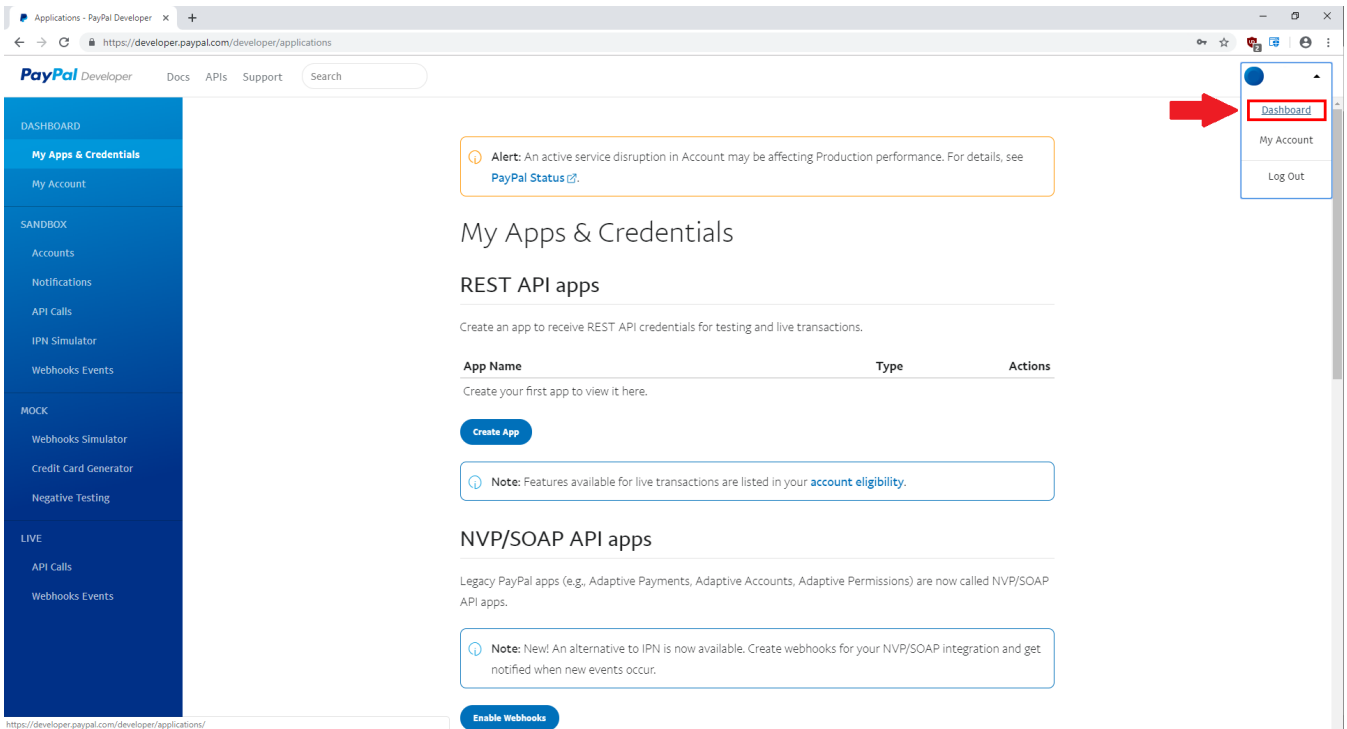
1. Visit PayPal's developer portal here: <https://developer.paypal.com>



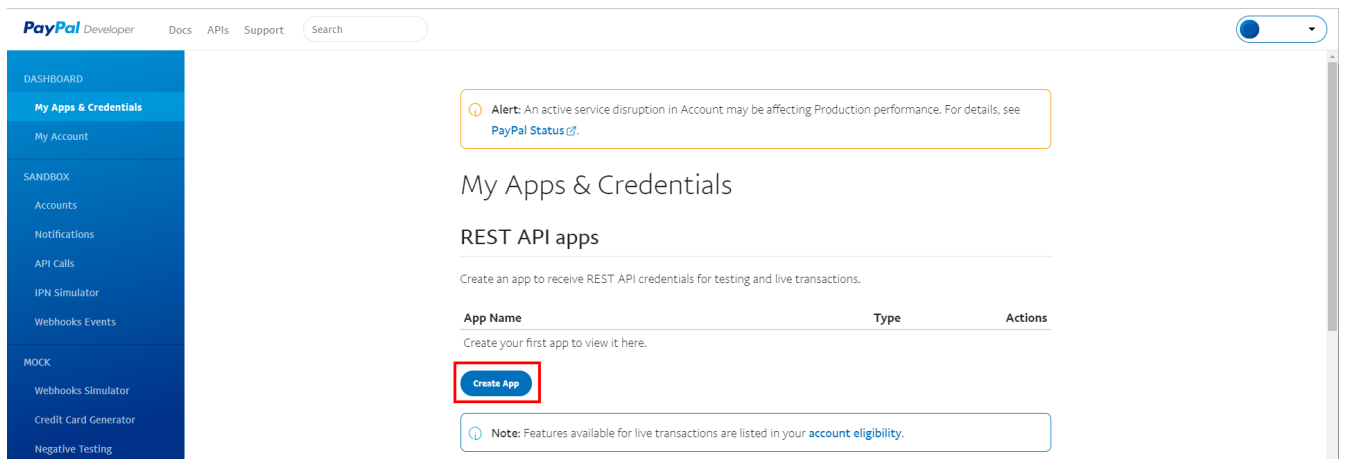
2. Log In

A screenshot of the PayPal login form. At the top is the PayPal logo. Below it are two input fields: "Email or mobile number" and "Password". A blue "Log In" button is centered below the fields. Underneath the button is the text "Having trouble logging in?". Below this is a horizontal line with "or" in the center. At the bottom is a grey "Sign Up" button.

3. Once logged in, click on “Dashboard” under the drop down menu at the top right



4. Click on “Create App” under the REST API apps heading



5. Enter **App Name** (This can be anything the merchant wants. It does not matter to Payment Express). Click "Create App" button.

Create New App

Create an app to receive REST API credentials for testing and live transactions.

Application Details

App Name

Sandbox Business Account

As a reminder, all apps created under your account should be related to your business and the type of business it conducts.

By clicking the button below, you agree to [PayPal Developer Agreement](#).


Create App

6. Once the App is created, you will be shown your API Credentials. The **Client ID** and **Secret Key** needs to be provided to Payment Express for setup.

NB: you can select Sandbox for testing or Live for production using the button on the top right.

Test

Sandbox Live

App display name: Sample 

SANDBOX API CREDENTIALS

Sandbox account

Client ID

Secret

3 Contact Us

General Support Queries - email support@paymentexpress.com

Technical/Integration Queries - email devsupport@paymentexpress.com

Sales Queries - email sales@paymentexpress.com

New Zealand

Auckland

Phone (landline)

0800 PAYMENT (729 6368)

Phone (mobile)

+64 9 309 4693

Fax

+64 9 309 4694

Address

33 Wilkinson Road, Ellerslie
Auckland
New Zealand

Australia

Sydney

Phone

1 800 006 254 or
+61 2 8268 7700

Fax

1 800 469 709

Address

Level 3, 503-505 Kent Street
Sydney, NSW 2000
Australia

United Kingdom

London

Phone

0800 088 6040 or
+44 (0) 2 037 523 340

Fax

+ 44 (0) 808 280 2432

Address

164 - 180 Union Street
LI. 313
Southwark, London
SE1 0LH

USA

Los Angeles

Phone

1 877 434 0003 or
+1 213 378 1190 or
+1 310 670 7299

Fax

+1 310 670 7298

Address

8939 South Sepulveda
Boulevard,
Suite 520
Los Angeles, CA 90045
USA

Rest of the World

Canada

Phone

+1 844 221 2700 or
+1 778 807 5107

Singapore

Phone

+65 315 81353

Hong Kong

Phone (landline)

+85 258 033032

Republic of Ireland

Phone

1800 930 220

International

Phone

+64 9 309 4693

Address

Payment Express
P O Box 8400
Auckland 1150
New Zealand